

SW 230

LIGHTING SYSTEM FOR MAINS VOLTAGE HALOGEN LAMPS



TRACK SYSTEM
CEILING LAMPS
WALL LAMPS

GLOBAL
SOLUTIONS IN LIGHT



SW230 is an elegantly formed high voltage system with one circuit, based on the principle conductors lying from the inside in an aluminium profile. The opened lower surface of the rail can be locked surely by covers between the lights. The adapters of the lights are pushed and fixed without tool into the rail. Various possibilities for the arrangement result from use of numerous connectors. Additionally these interconnect points can be used also as individual current connection with electricity mains.

1 phases track system 230/240 V, 10 ampere, aluminium profile, titanium silver matt, for straight and diagonal ceilings suitably. Not bendable.

The system is free to plan and can be installed at the wall as well as at straight or diagonal ceilings. The power connection should be accomplished by a specialist.

The rail can be cut arbitrarily at each position. The fastening parts are pushed before the assembly into a longitudinal groove and connected in a second step with the belonging fastener part at the ceiling.



Track, shortenable, 10 ampere

L 1000 mm **4-0010**
 L 1500 mm **4-0015**
 L 2000 mm **4-0020**
 Height 20/ Width 23 mm



Cover

Plastic, titanium silver matt
 L 1000mm, shortenable
4-0210



Universal mount 1

with axle joint fastener, inclusive cover plate
 metal, silver matt
 L 28 / D 10 mm
 plate H 3 / D 20 mm
4-0103



Universal mount 2

with axle joint fastener, inclusive cover plate
 Distance can be adjusted
 metal, silver matt
 L 78 / D 10 mm
4-0107

End Piece

Plastic, silver matt
 L 50 / B 24 / H 26 mm
4-0165



End Cap

Plastic, silver matt
 L 2 mm
4-0160



Ceiling Suspension Universal



with axle joint fastener, inclusive cover plate
 for diagonal ceilings, fastener adjustable,
 metal, silver matt
 ceiling fastener L 57 / D 10 mm
 steel rope L 1000mm, shortenable
 Special lengths on request
4-0100



SEILABHÄNGUNG

Ceiling Suspension
 For horizontal mounting at the ceiling,
 inclusive cover plate, metal, silver matt
 ceiling fastener L 35 / D 10 mm
 steel rope L 1000mm, shortenable
4-0101





End power Feed

Plug-in, inclusive power supply cable, transparent, L 500 mm
L 50 / B 24 / H 26 mm

4-0130



Corner Power Feed

Plug-in for 2 tracks, 90° inclusive power supply cable, transparent
L 500 mm
L 50 / B 50 / H 26 mm

4-0116



Cross-Mid-Span Power Feed

Plug-in for 4 tracks, 90° inclusive power supply cable, transparent,
L 500 mm
L 75 / B 75 / H 26 mm


4-0181



T Mid Span Power Feed

Plug-in for 3 tracks, 90° inclusive power supply cable, transparent
L 500 mm
L 75 / B 50 / H 26 mm


4-0151



Mid Span Power Feed

Plug-in for 2 tracks, 180° inclusive power supply cable, transparent
L 500 mm
L 76 / B 24 / H 26 mm

4-0140



Power connection Box

Cover box with spreader tube, for covered power supply cable, L 100 / D 20 mm
Box D 70 / H 30 mm


4-2004



Power Supply Cable

Feeder cable round, transparent
3 x 0,75 qmm, by meter

4-2003



Connector flexible

Plug-in for 2 tracks, angle 0-180° flexible hose, plastic, silver
L 175 mm, effective length

4-0120

Connector 90

Plug-in for 2 tracks, 90°
L 50 / B 50 / H 26 mm

4-0115

Cross Connector

Plug-in for 4 tracks, 90°
L 75 / B 75 / H 26 mm

4-0180

T-Connector

Plug-in for 3 tracks, 90°
L 75 / B 50 / H 26 mm

4-0150

In-Line Iso Connector

Plug-in for 2 tracks, 180°
L 76 / B 24 / H 26 mm

4-0175

In-Line Connector


Plug-in for 2 tracks, 180°, not visibly
80 mm

4-0170

MOUNTING



Mounting box surface
titanium silver
D 55 / 20 mm
Metal housing
Class 1



Mounting Box Recessed
titanium silver
D 70 / 0,5 mm
Cutout Ceiling 65 mm
Space requirement 30mm
Metal housing
Class 1



SW230 single spotlight range offers a broad spectrum of applications. Each element can be used with a track adaptor, a surface mounting box or a recessed mount plate in class 1. The spotlights can be swivelled vertically up to 89° and horizontally though 359°. All decorative white screens are heat resistant thin fibre optic material. The screens are put simply together, they are colorfast and easy to maintain.



DEVLIN

Spotlight, metal, silver mat
Turnable, swivelling
GZ 10, 230-240 V
QPAR-CB16, max. 50 W
Distance to the track 70 mm
Housing L 50 / D 43 mm

3-0100 track adaptor

3-2100 surface mounted

3-1100 recessed mounted
on request

3-0207 Antidazzle Ring




DUFFY with decorative screen

Spotlight, metal, silver mat
Turnable, swivelling
GZ 10, 230-240 V
QPAR-CB16, max. 50 W
Distance to the track 70 mm
Housing L 50 / D 43 mm
screen L 160 / B 65 / H 60 mm

3-0145 track adaptor

3-2145 surface mounted

3-1145 recessed mounted



BONNY with decorative screen

Spotlight, metal, silver mat
Turnable, swivelling
GZ 10, 230-240 V
QPAR-CB16, max. 50 W
Distance to the track 70 mm
Housing L 50 / D 43 mm
screen L 180 / B 65 / H 60 mm

3-0160 track adaptor

3-2160 surface mounted

3-1160 recessed mounted

SULLIVAN 75

Spotlight, metal, silver mat
Turnable, swivelling
GZ 10, 230-240 V
QPAR 20-30, 50-75 W
Distance to the track 70 mm
Housing L 40 / D 40 mm

3-0201 track adaptor

3-2201 surface mounted

3-1201 recessed mounted



SULLIVAN with Antidazzle Ring

Spotlight, metal, silver mat
Turnable, swivelling
GZ 10, 230-240 V
QPAR-CB16, max. 50 W
Distance to the track 70 mm
Housing L 40 / D 40 mm

3-0217 track adaptor

3-2217 surface mounted

3-1217 recessed mounted



SULLIVAN

Spotlight, metal, silver mat
Turnable, swivelling
GZ 10, 230-240 V
QPAR-CB16, max. 50 W
Distance to the track 70 mm
Housing L 40 / D 40 mm

3-0200 track adaptor

3-2200 surface mounted

3-1200 recessed mounted




LACY with decorative screen

Spotlight, metal, silver mat
Turnable, swivelling
GZ 10, 230-240 V
QPAR-CB16, max. 50 W
Distance to the track 70 mm
Housing L 40 / D 40 mm
screen L 110 / B 65 / H 70 mm

3-0210 track adaptor

3-2210 surface mounted

3-1210 recessed mounted



MALONE mit Glass Ring

Spotlight, metal, silver mat
Turnable, swivelling
GZ 10, 230-240 V
QPAR-CB16, max. 50 W
Distance to the track 70 mm
Housing L 40 / D 40 mm
Glass ring white frosted
D 75 / H 30 mm

3-0220 System

3-2220 Aufbau

3-1220 Einbau





COLETTA

Glass body white mat
G9 / QT 14 / max. 60 W
D 66 / H 88 mm

- 3-0080** track adaptor
- 3-3080** surface mounted quadratic
- 3-2080** surface mounted round
- 3-1080** recessed mounted round



LANA

Glass body white mat
G9 / QT 14 / max. 60 W
D 56 / H 92 mm

- 3-0070** track adaptor
- 3-3070** surface mounted quadratic
- 3-2070** surface mounted round
- 3-1070** recessed mounted round



DANA

Glass body white mat
G9 / QT 14 / max. 60 W
D 80 / H 90 mm

- 3-0022** track adaptor
- 3-3022** surface mounted quadratic
- 3-2022** surface mounted round
- 3-1022** recessed mounted round



FINN

Glass body white mat
G9 / QT 14 / max. 60 W
D 86 / H 70 mm

- 3-0021** track adaptor
- 3-3021** surface mounted quadratic
- 3-2021** surface mounted round
- 3-1021** recessed mounted round



LORA

Glass body white mat
G9 / QT 14 / max. 60 W
D 80 / H 70 mm


- 3-0062** track adaptor
- 3-3062** surface mounted quadratic
- 3-2062** surface mounted round
- 3-1062** recessed mounted round




LORA

Glass body orange mat
G9 / QT 14 / max. 60 W
D 80 / H 70 mm

- 3-0063** track adaptor
- 3-3063** surface mounted quadratic
- 3-2063** surface mounted round
- 3-1063** recessed mounted round



Pendant lamps with bifilar cable,
transparent, L 1000 mm
can be shorten inside system adaptor or in the
housing.
3-00XX



Surface mounted housing, quadratic L+B 80 / H 25 mm
Polished and chrome plated,
class 1
3-30XX



Surface mounted housing, round
D 55 / H 20 mm
silver mat
class 1
3-20XX



Recessed mounted plate, round
D 70 / H 0,5 mm
silver mat, class 1
Cutout Ceiling 65 mm
Space requirement 30mm
3-10XX

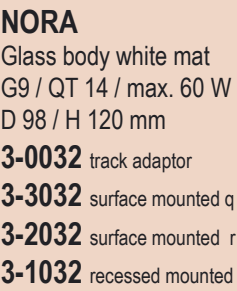
Surface mounted Housing
Cable Lift
Housing plastic, silver
Class 1
L 95 / B 60 / H 85 mm
Adjustable until 45 mm
to ceiling.
3-90XX



RINA

pressed glass lacquered
décor-rim blue G9 / QT 14 /
max. 60 W D 90 / H 95 mm

- 3-9014** cable lift
- 3-0014** track adaptor
- 3-3014** surface mounted quadratic
- 3-2014** surface mounted round
- 3-1014** recessed mounted round



NORA

Glass body white mat
G9 / QT 14 / max. 60 W
D 98 / H 120 mm

- 3-0032** track adaptor
- 3-3032** surface mounted q
- 3-2032** surface mounted r
- 3-1032** recessed mounted r

MUNA

double glas, transp./ white
G9 / QT 14 / max. 60 W
D 75 / H 110 mm

- 3-9042** cable lift
- 3-0042** track adaptor
- 3-3042** surface mounted quadratic
- 3-2042** surface mounted round
- 3-1042** recessed mounted round



CLARA - see pricelist
double glas, transp./ white
inside glass LANA

CRON

double glas, turquoise transpa-
rent./ white
G 9 / QT 14 / max. 60 W
D 100 / H 105 mm

- 3-9052** cable lift
- 3-0052** track adaptor
- 3-3052** surface mounted quadratic
- 3-2052** surface mounted round
- 3-1052** recessed mounted round




LUNA - see pricelist
double glas, transp./ white
inside glass LANA

SW 230

Room-light

- Wall lamps
- Ceiling lamps
- Track lamps



Lighting fixtures for general lighting with universal joint, can be swivelled vertically up to 89° and horizontally though 359. Metal housing, class 1




Surface mounted housing, quadratic
L+B 80 / H 25 mm
Polished and chrome plated



Surface mounted housing, round
D 55 / H 20 mm
silver mat




Recessed mounted plate, round
D 70 / H 0,5 mm
silver mat Cutout Ceiling 65 mm
Space requirement 30mm
Distance until middle of glass body 40mm.



COLETTA

Glass body white mat
G9 / QT 14 / max. 60 W
D 66 / H 88 mm



- 3-0380** track adaptor
- 3-3380** surface mounted quadratic
- 3-2380** surface mounted round
- 3-1380** recessed mounted round



LORA

Glass body white mat
G9 / QT 14 / max. 60 W
D 80 / H 70 mm


- 3-0322** System
- 3-3322** Aufbau Q
- 3-2322** Aufbau R
- 3-1322** Einbau R (nur Decke)



LANA

Glass body white mat
G9 / QT 14 / max. 60 W
D 56 / H 92 mm


- 3-0370** track adaptor
- 3-3370** surface mounted quadratic
- 3-2370** surface mounted round
- 3-1370** recessed mounted round



LORA

Glass body orange
G9 / QT 14 / max. 60 W
D 80 / H 70 mm


- 3-0323** track adaptor
- 3-3323** surface mounted quadratic
- 3-2323** surface mounted round
- 3-1323** recessed mounted round o.C.
(only ceiling)



FINN

Glass body white mat
cross line structure,
G9 / QT 14 / max. 60 W
D 86 / H 70 mm

- 3-0350** track adaptor
- 3-3350** surface mounted quadratic
- 3-2350** surface mounted round
- 3-1350** recessed mounted round o.C.
(only ceiling)



NORA

Glass body white mat
G9 / QT 14 / max. 60 W
D 98 / H 120 mm


- 3-0332** track adaptor
- 3-3332** surface mounted quadratic
- 3-2332** surface mounted round
- 3-1332** recessed mounted round o.C.
(only ceiling)



MEL

Glass body white mat
cross line structure,
G9 / QT 14 / max. 60 W
D 80 / H 90 mm

- 3-0360** track adaptor
- 3-3360** surface mounted quadratic
- 3-2360** surface mounted round
- 3-1360** recessed mounted round o.C.
(only ceiling)



LORA

Glass body white mat
G9 / QT 14 / max. 60 W
D 100 / H 84 mm

- 3-0327** track adaptor
- 3-3327** surface mounted quadratic
- 3-2327** surface mounted round
- 3-1327** recessed mounted round o.C.
(only ceiling)



Workplace lighting and ambient general lighting with track adaptor or as a single lamp for wall and ceiling mount. Universal joint, can be swivelled vertically up to 89° and horizontally though 359°.



GENERAL LIGHTING



ZERO-UP

Flood light, designed for track system SW 230, Metal profil, ambient diffuser glass matt, G9/QR 14 / max.40 W
L 170 / D 34 mm,
Distance to track 70 mm

3-0425 track adaptor

3-2425 surface mounted round



ZERO-DOWN



3-0420 track adaptor

3-2420 surface mounted round



SLANY 13

2 track system adaptors, silver mat
Distance to track 80 mm, can be swivelled vertically up to 89°, cover polycarbonate opal, 13 W / T5, L 785 / D34 mm

3-0510 2 adaptors for system


3-2510 2 adaptors for surface mounted housing round

3-1510 2 adaptors for recessed mounted plate round



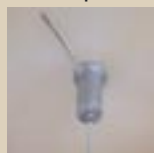
SLANY 21

1 System adaptor, 2 ceiling points,
Steel cable 1500 mm, steplessly adjustable, transparent power feed cable, titanium silver, cover polycarbonate opal
21 W / T5, L 1120 / D34 mm



with system adaptor

3-0521



SLANY 21 single lamp

1 ceiling connection box, 1 ceiling point, steel cable 1500 mm, steplessly adjustable, transparent power feed cable, titanium silver, cover polycarbonate opal,
21 W / T5, L 1120 / D34 mm

3-2521 surface mounted round

3-1521 recessed mounted round



SW 230

A global lighting concept for all demands in modern living

